

The Fly Tyer's Corner by Mike Morphew

Bluegill Bug

This very simple tie is one of my go to Bluegill flies and can be tied in any color that takes your fancy!

3 materials can't be any easier.


Hook and light wire from 16 – 10

Thread to match foam

Body and head close cell foam cut into a thin strip

Hackle Grizzle


Step 4: Take a turn of thread back about 1/8 inch and pull the foam strip back and secure to form a small head




Step 1: Place the hook in a vise and add a base of thread



Steps 5: Tie in a well marked grizzle hackle




Step 2: Tie in the foam strip as shown



Step 6: Wind a few turns and whip finish



Steps 3: Take the thread back to the hook eye stopping short from the eye



Step 7: Trim the foam strip leaving a short tag and cut the tag down the center as shown, I have applied a dot for eyes using a black Sharpie

