




AUSTIN FLY FISHERS

October 2017
Volume 19, Issue 10



Club Meeting
Thursday, October 19
Northwest Recreation Center
6:00 Fly Tying and Social Hour
7:00 Presentation by Matt Bennett on matching the Hatch
for the Texas Hill Country and goes over information for
choosing and tying fly patterns to increase your success on
our local water

Kathi Harris with silver salmon



FLY FISHERS
INTERNATIONAL
Charter Club

Officers:

President

Matt Bennett
m.bennett151@gmail.com

Vice President

Dakus Geeslin
dakus.geeslin@tpwd.texas.gov

Treasurer

Shawn Riggs
shawn.p.riggs@gmail.com

Secretary

Phil Dopson
Phil@PhilDopson.com

Past President

Jim Gray
Texasjimgray@yahoo.com

Conservation

Ed Parsons
Eparsons@me.com

Education

Mike Morphew
Mikemorphew@hotmail.com

Merchandise

Vern Harris
harris.vern@gmail.com

Membership

Jon Creed
Membership@AustinFlyFishers.com

Newsletter

Nils Pearson
NPearson@austin.rr.com

Outings

Dave Bush
aff.outings@me.com

SKIFF

Dave Hill
flyfisher149@gmail.com
Manuel Pena
mtexas@aol.com

Webmaster

Brandon Rabke
brabke@texas.net

Directors at Large

Doug Kierklewski
flyfsh@hotmail.com
Jeff Hoelter
JPHoelter@gmail.com

President's Message Matt Bennett

Fall finally seems to be showing up here in Austin, which signals some of my favorite fishing of the season. To make up for our spring cancellations, we have a good many outings planned for the club this fall. I'll be "hosting" our Oktoberfisch outing October 20-22 - please let me know if you are coming out for the day or need help finding a place to stay, or information on fishing. It's best to bring a kayak to this one if you can! We have a bunch of club members helping teach tying, and there will be free casting lessons as well. It's a great time and I'll talk more about it at the meeting.

Additionally, I'm going to once again schedule another Llano River outing the following weekend on October 28th. We'll pencil it in for now and see how it looks. The weekend after that, I am still tentatively planning on hosting an outing to Broken Bow, OK to trout fish on the Lower Mountain Fork River. This is dependent on club interest, so please let me know if you're planning to attend. There's also a few more planned I believe through the fall and end of year.

If you have not taken the opportunity to renew your Fly Fishers International (previously International Federation of Fly Fishers) membership, you are required to do so to be part of our chapter as well. The latest report I received from FFI National showed many of you have lapsed in your membership. As a charter club, we enjoy certain tangible benefits from FFI, but that requires us to have 100% of our membership members with them as well. Please take the time to look over your own information to make sure you're currently a member. I will be checking for those who sign up for outings to make sure you're good to go.

Our year is wrapping up and we're already looking at our annual Christmas Party and starting off next year. We are still in need of a Vice President for next

year to assist with organizing speakers for the club. Please consider serving in some capacity to help us stay on track in 2018.

Financial Report

by Shawn Riggs

9/1/2017 - 9/30/2017

Beginning Bal. Checking \$14,932.54

Income:

Auction	\$115.00
SKIFF	\$1,260.00
Total Income	\$1,714.60

Disbursements:

Speaker Fee	\$150.00
AFF Club shirts	\$353.11
Caps shipping	\$22.72
Total Disbursements	\$525.83

Net	\$1,188.77
------------	-------------------

Unencumbered:

Unallocated Funds	\$6,087.00
-------------------	------------

Encumbered Funds:

Casting for Recovery	\$628.17
SKIFF	\$9,405.97

Ending Balance-Checking	\$16,121.31
--------------------------------	--------------------



Photo by Dave Hill

October Speaker – Matt Bennett

Our speaker this month will be Matt Bennett. His presentation is on matching the Hatch for the Texas Hill Country and goes over information for choosing and tying fly patterns to increase your success on our local water. Matt is a full-time commercial fly tyer and the owner of Fly Geek Custom Flies. While having a varied interest in many different types of fly fishing, Matt most enjoys both tying flies and fishing for the native bass species of the Texas Hill Country, and most of his flies were created to fool these specific quarry. However, most of Matt's patterns have a broad universal appeal to fish species all over, and he very much enjoys sharing his tying and fishing knowledge with others. Matt is a member of the Umpqua Feather Merchants Signature Fly Designer program, and his initial pattern, Bennett's Lunch \$, is available in fly shops all over the country. Matt currently serves as the President of the Austin Fly Fishers, the Vice President of the Texas Council IFFF and was awarded the 2015 Charles E. Brooks Memorial Award by the International Federation of Fly Fishers. Matt resides in Austin, TX with his wife, Amanda, and Welsh Corgi, Winston. You can view more of his work at his website, <http://www.flygeek.net/> or on [Instagram @flygeekmatt](#).



Donation to SKIFF



Dave Hill accepting check for \$1,200 to SKIFF program from Sun City Hunting and Fishing Club

Fly Fishing Alaska with Epic Angling and Adventure

by Gary Heintschel

Thi Kathi Harris and I had a great trip with Rus Schwausch and Epic Angling <http://www.epicanglingadventure.com/> at his Alaskan Safari Camp. We took the helicopter ride to camp which included bear sightings and some caribou who were surrounded by wolves. The pilot swooped down for a closer look so I think we spoiled brunch for the wolves.

When we arrived we put on waders right after the camp tour. The tidal flat below camp was teeming with pink salmon. There were so many you had to try and cast where less fish were to avoid foul hooking them. Numerous areas around the tidal flats below camp provided exceptional fishing for Silver Salmon and Chum Salmon.

A highlight was seeing the surface takes of large pink poppers, some tied by Jack Lehman...Kathi called them "Popper Slammin' Salmon". Four days into our trip, a nice hike up the valley from camp provided Dolly Varden fishing.

The last two days we took helicopters to the bays above and below camp. The fishing was incredible every day. The last day was beautiful and sunny and everyone caught large Silver Salmon all day long. The water was clear and well lit so you could see the fish follow and take the fly. I highly recommend this trip.

Kathi Harris photo by Gary Heintschel

Fly Fishing Alaska with Epic cont.



Gary Heintschel



Jack Lehman



Pink Salmon Photo by Jack Lehman



Migrating Silvers and Pinks Photo by Jack Lehman

Doug and Tania's Alaskan Vacation

by Doug Kierklewski

I was planning to take a fishing trip this year, and thought that Montana sounded like a good place to get some good fishing time in, and get away from work. Tania suggested we go to Alaska because it had been 5 years since we were there last, and I said, "okay, that sounds good, let's go!". We went to the usual tourist locations such as Denali National Park and the Kenai Fjords glacier sightseeing tour first. We saw lots of caribou, grizzly bears, Dall sheep, and moose in Denali, and we were fortunate enough to get to see Denali Peak on a clear day. On the Kenai fjords tour we saw humpback whales, orcas, sea lions, bald eagles, and puffins. Our tour boat took us to a beautiful glacier, which happened to "calve" just as we were leaving.

We fished nearly every creek/river between Denali and Anchorage, catching pink salmon and Coho salmon. On one creek I had a short run with a pike. From there we headed down the Kenai Peninsula towards the Anchor River. I caught pinks and silver (Coho) salmon on the Anchor, but the steelhead weren't running yet. Next, Tania and I did a half-day trip on the Kenai River. I caught rainbows and Dollies, and Tania caught rainbows, dollies and a rare grayling. The owner of Troutfitters Fly Shop and our guide both said they had only seen a couple of grayling caught on the Kenai River in many years.

We fished the Russian River for a couple of days, catching rainbows, dolly vardens, and silvers. Tania was casting to salmon in a pool, when I heard a couple of "ruff ruff" noises like a dog would make, and I looked around and I didn't see anything. I heard the "ruff ruff" again, and looked up across the river and saw a female grizzly bear on the opposite bank, about 30 feet away. We walked downstream to get out of the river, and she followed us until we exited the river. Then she turned and walked into the woods before I could get a picture of her. Tania didn't want to hang around for any pictures!

As a highlight on the drive back to Anchorage, we saw mountain goats on the cliffs right above the road near Beluga Point. It was great to get away from work for a couple of weeks!



Tania with rare grayling

Doug and Tania's Alaskan Vacation cont.



Doug Kierklewski



Tania Kerklewski



The Fly Tyer's Corner by Jim Gray & Jeff Hoelter

The Llanolope

We are republishing this fly that was originally featured in our July 2012 newsletter because it is very effective in our local waters and the Hill Country. For a video presentation of Matt Bennett tying this fly, go to <https://vimeo.com/75593711>

The Llanolope, was inspired by Capt. Scott Sparrow's VIP, but uses foam cylinders for the head and antelope hair for the body. The round foam head makes a durable fly that is easier to tie and trim, and twists less in windy conditions. I like using yellow

foam and natural hair colors which imitate grass hoppers that are common on the banks of the Llano and other local rivers.

Materials

Hook: Gamakatsu B10S Stinger hook size 4 to size 6

Thread: Ultra Thread 210


Tail: Natural deer body hair

Body: Natural antelope body hair


Head: Foam cylinder 5/16 for size 6; 3/8 for size 4

Eyes: 5 or 6mm doll eyes

Picture 1: Trim a 5/16 foam cylinder so you have a 45 degree angle at the front with a flat back. Push a bodkin needle through the foam just below the center point and set aside.



Picture 2: Start the thread just before the bend of the hook and make a small thread bump to help keep the tail and hair clumps from sliding off the back of the hook. Clean and stack a small bunch of deer body hair (about the size of a pencil) and trim to length. The tail should be about the length of the hook shank. Use deer for the tail because antelope isn't quite as durable. Slide the hair in place over the hook and tie it in just in front of the thread bump. Hold this clump firmly to keep it from spinning around the hook while you tighten the thread. Move the thread forward and secure with a half hitch.



Pictures 4: Compress this clump with a packer being sure to support the tail to keep from pushing everything off the back of the hook. Continue cleaning, spinning, and packing clumps of antelope until you have just enough room for the foam head.




Picture 5: Make sure you have enough space on the hook shank for the head you prepared in step 1. You can do this by laying the head against the hook shank to ensure it will fit.



Pictures 3: Clean and spin a small clump of antelope hair in front of the tail.

Fly Tyer's Corner Continued


Picture 6: Wrap the hook shank with several layers of thread to the hook eye, tie off and clip the thread. This thread base will provide a good surface for gluing the head.



Picture 8: Pull the head back and let it rest on the eye of the hook. Coat the thread and the back of the foam head with Krazy glue and push the head back into place.




Picture 7: Press the head over the eye of the hook and make sure it fits correctly. You can make minor adjustments by trimming the foam if necessary.



Picture 9: Trim the hair following the profile of the foam head. Be careful not to trim off the tail.



Picture 10: Using Krazy glue, attach a 5mm or 6mm doll eye to each side of the foam head. The completed Llanolope.



Fly Fishing in Sweden by Doug Kierklewski

I recently had a trip to Sweden for work. On the weekend, a co-worker and I did a half-day trip with a guide I had used before to fish for pike in the Vaxon Archipelago. The guide was from "Catch and Relax" in Vaxon and provides fly fishing tackle. Vaxon is approximately 40 minutes by taxi from Stockholm, or a 30-minute boat ride. My coworker, who used a spinning outfit, got skunked, and I got lucky and caught 5 pike with my fly rod. Other fly fishing opportunities in Sweden include sea trout, rainbow, brown trout, salmon, and char.



Doug Kierklewski with guide Bo Lundgren

Club Sponsors

The following individuals who made presentations to our club in 2015/2016. Please follow the links to get more information on the services they provide. You won't be disappointed.

Marcus Rodriquez – <http://livingwatersflyfishing.com/> Central Texas Guide

Capt. Billy Trimble – <http://trimbleflyfishing.com/> Fly Fishing Rockport/Texas Coastal Bend

Chris Johnson – <http://livingwatersflyfishing.com/> Living Waters Fly Shop and Central Texas Guide

Pat Dorsey – <http://www.bluequillangler.com/> Fly Fishing Colorado

Capt. Scott Hamilton – <http://www.flyfishingextremes.com/> Fly Fishing Florida's Atlantic Coast

Capt. Eric Glass – <http://www.captainericglass.com/> Fly Fishing South Padre Island

Kevin Stubbs – <http://www.expedition-outfitters.net/> Fly Fishing the Devils River

Kevin Hutchison – <http://hillcountryflyfishers.com/> Fly Fishing the Hill Country

Capt. Steve Soulé – <http://www.theshallowist.com/index.asp> Fly Fishing Galveston

Jeff Davis – <http://allwaterguides.com/jeff-davis/> Fly Fishig the lower Colorado River

Jud Cole – <http://centraltexasflyfishing.com/> Central Texas and Colorado

Capt. Rus Schwausch – <http://www.epicanglingadventure.com/> Fly Fishing Southwest Alaska

Club Sponsors cont.

Capt. Billy Trimble
Shallow Water Flats Fishing
Texas Coastal Bend

<http://trimbleflyfishing.com/>
361-205-1266



Capt. Scott Hamilton
Fly Fish Jupiter, Florida

[http://www.flyfishingextremes.com/
blueh20fly@aol.com](http://www.flyfishingextremes.com/blueh20fly@aol.com)



LIVING WATERS
FLY FISHING

Fly Fishing Central Texas' Best Kept Secrets

FLY SHOP & GUIDE SERVICE
(512) 828-FISH
LIVINGWATERSFLYFISHING.COM



Club Sponsors cont.

Pat Dorsey
Fly Fish Colorado

<http://www.bluequillangler.com/>
800-435-5353



Capt. Fred Lynch
Fly Fish Corpus Christi

<http://www.flyfishcorpus.com/>
(361) 533-4227



Hermon Bain

Fresh Creek | Bowen Sound | Joulters Cay
Andros Island, Bahamas

<http://www.hermonsandrosbonefishing.com/>
242-471-6870
info@hermonsandrosbonefishing.com



Club Sponsors cont.



ORVIS®

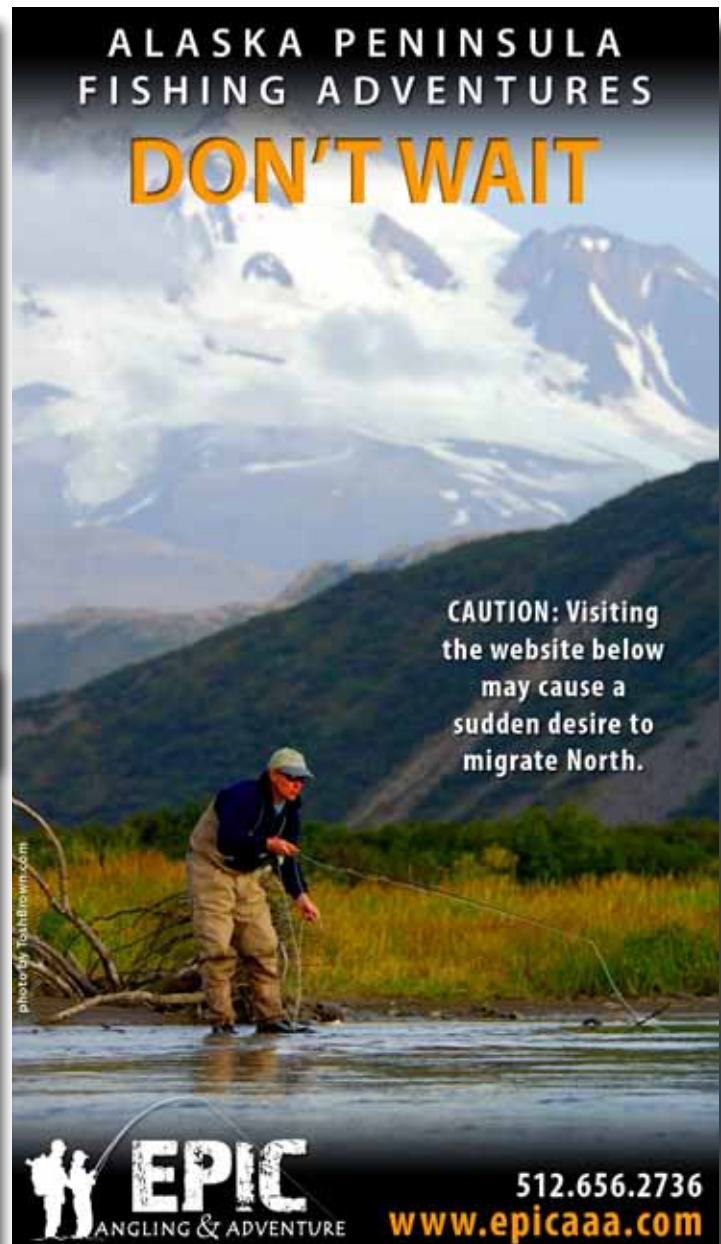
The Arboretum
10000 Research Boulevard
Austin, TX 78759
(512) 795 - 8004



**SPORTSMAN'S
FINEST**

THE FINEST FLY SHOP IN CENTRAL TEXAS
Austin, Texas

12434 Bee Cave Road
Austin, Texas 78738
Phone 512-263-1888
Fax 512-263-2444
SportsmansFinest.com



ALASKA PENINSULA
FISHING ADVENTURES

DON'T WAIT

CAUTION: Visiting
the website below
may cause a
sudden desire to
migrate North.

EPIC
ANGLING & ADVENTURE

512.656.2736
www.epicaaa.com

Club Sponsors cont.



tenkarausa.com

Kevin Stubbs
Expedition-Outfitters.net

Phone: 210-602-9284
email: kevinstu@msn.com

