

# The Fly Tyer's Corner by Mike Morphew

## Bluegill Bug

This very simple tie is one of my go to Bluegill flies and can be tied in any color that takes your fancy!

3 materials can't be any easier.


Hook and light wire from 16 – 10

Thread to match foam

Body and head close cell foam cut into a thin strip

Hackle Grizzle


**Step 4:** Take a turn of thread back about 1/8 inch and pull the foam strip back and secure to form a small head




**Step 1:** Place the hook in a vise and add a base of thread



**Steps 5:** Tie in a well marked grizzle hackle




**Step 2:** Tie in the foam strip as shown



**Step 6:** Wind a few turns and whip finish



**Steps 3:** Take the thread back to the hook eye stopping short from the eye



**Step 7:** Trim the foam strip leaving a short tag and cut the tag down the center as shown, I have applied a dot for eyes using a black Sharpie

